




# Module six

## Carer Advocacy and Support

### Activities

## Activity 1 – Practical application of Statement of Commitment (slide 12)

Statement of Commitment - Slides for this topic 6 -> 11



**Activity**

We will now consider some everyday carer experiences where having knowledge and understanding of the Statement of Commitment will empower you to advocate for both yourself and the children and young people you provide care to.

**Time** – 15 mins total (7 ½ mins to discuss in small groups/7 ½ mins to discuss as larger group)

**Resources** – Statement of Commitment, five Scenarios

Split into groups and hand out the scenario's to each group and allocate each group a scenario

Each group will consider the scenario in three parts

1. Role of Carer
2. Responsibility of Carer
3. Rights of Carer

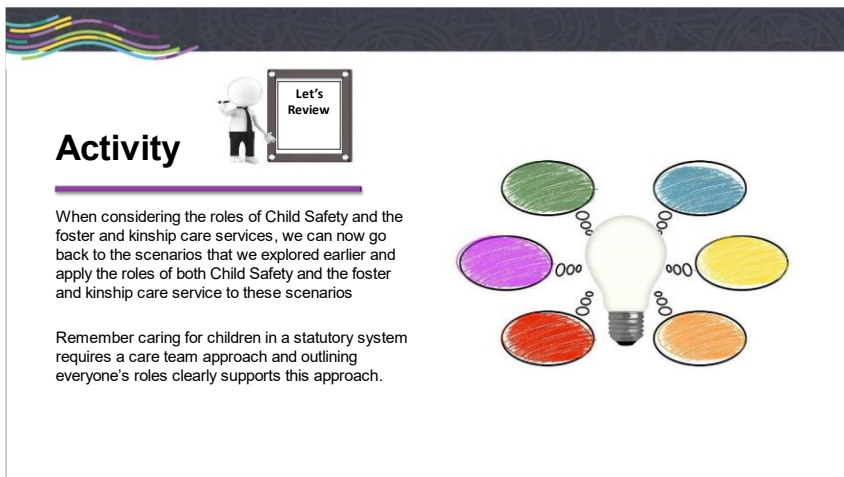
When finished ask each group to provide one role, one right and one responsibility for their scenario.

*The training team can provide additional examples of each as per the resource*

*Emphasise that the Statement of Commitment applies to every day caring and carers should always refer back to the Statement of Commitment when faced with a challenge to help clarify and support moving forward.*

## Activity 2 - Roles and Responsibilities of Others (slide 18)

Small Groups x 4



**Activity**

When considering the roles of Child Safety and the foster and kinship care services, we can now go back to the scenarios that we explored earlier and apply the roles of both Child Safety and the foster and kinship care service to these scenarios

Remember caring for children in a statutory system requires a care team approach and outlining everyone's roles clearly supports this approach.

Let's Review

The slide features a central lightbulb icon surrounded by seven colored circles (green, blue, yellow, orange, red, purple, and pink) connected by lines, symbolizing ideas and collaboration. A small figure of a person stands next to a sign that says 'Let's Review'.

**Time** – 15 mins

**Resources** - Whiteboard / Pens, Statement of Commitment, Scenario 1 & 5

Ask each group to consider what they believe would be the Foster and Kinship Care Service and Child Safety's role in Scenario 1 and then Scenario 5


- Group 1 – consider the scenario in relation to the Role of Child Safety
- Group 2 – consider the scenario in relation to the Role of the Agency
- Group 3 – consider the scenario in relation to Responsibilities of Child Safety
- Group 4 – consider the scenario in relation to the Responsibilities of the Agency

*The training team can provide additional examples of each as per the resource*

## Activity 3 – Human Rights Act 2019 (slide 26)

Human Rights Act 2019 - Slides for this topic are Slide 20 – Slide 25

### Small Group Activity




### Activity

You will be provided with a list of the Rights as outlined in the *Human Rights Act 2019* which provide detail about what each right means.

You will also be provided with a list of the Statement of Standards and Charter of Rights.

Now let's explore some scenarios in small groups ...



**Time** – 15 mins (7 ½ small group discussion & 7 ½ as a large group discussion)

### Resources

#### Part 1

Human Rights Act 2019, Statement of Standards and Charter of Rights, Human Rights Case Scenarios


- Ask the group which of the Human Rights applies to each scenario

#### Part 2

- Now ask which of the Statement of Standards and Charter of Rights apply

## Brainstorm -> Activity 5- Managing Grief & Loss (slide 74)

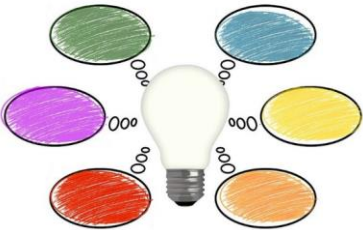
### Grief and Loss



**How to assist Grief and Loss**

**Activity**

What are some of the things you do in your families to assist you through your grief and loss and your family's grief and loss?



### Brainstorm

**Time** – 5 mins

**Resources** – Whiteboard and markers

**Facilitators to take photo of brainstorm activity and provide use any additional ideas for future training**

Additional ideas not on slide

- Create a collage of artwork carers and children have done together
- Collage a quilt of old clothing or other sentimental treasures for the child to keep
- Colour calico bears together
- Have strategies that build a positive working relationship with biological families – ie. communication books, writing letters with child for family,
- Work to develop an understanding of how the child is feeling about moving on and when/where appropriate share your own feelings (appropriately)
- Collect books and movies that relate to grief, loss, emotions and letting go ie. Frozen, Inside Out
- Create your own story books about the child's time with you (supports ID and the child knowing their story), families can help with this if appropriate, or photo books
- Give children space to ask questions
- Role play with toys